

**Eaton's Arrow Hart**  
Ground fault circuit interrupters

GFCIs that meet  
every need in  
commercial,  
industrial  
and institutional  
environments

**Arrow Hart**

**EATON**

*Powering Business Worldwide*





# Protecting people from electric shock hazards

Table of contents	Page
Self-test GFCI UL943 standards	2
TR, WR & TWR GFCI receptacles	3
Specification grade GFCIs	4-6
Hospital grade GFCIs	7-8
Specification & performance data	9-11

Arrow Hart's complete offering of **ground fault circuit interrupters (GFCIs)** is built to meet every need in commercial, industrial and institutional settings, whether permanent or temporary – and is fully compliant with the latest UL943 standards for GFCIs



### Specification grade GFCIs

Arrow Hart GFCI receptacles meet the stringent UL943 (GFCI) standards, plus our broad line provides solutions for commercial, industrial and institutional applications.



### Hospital grade GFCIs

Designed for safety and reliability, Arrow Hart GFCI receptacles meet the strict standards of UL943 (GFCI) and UL498 (hospital grade receptacle standards). Plus, our broad line provides solutions including tamper resistant, ArrowLink modular and NAFTA compliant versions.

#### Self-test GFCI UL943 standards

- Auto-monitoring function that allows periodic automatic testing of GFCI
- Automatic test initiates within 5 seconds of power availability to the line or load terminals and repeats at least every 3 hours
- If auto-monitoring detects a problem, GFCI will have power denial (trip with the inability to reset),
- Visual and/or audible indicator will alert if there is a problem
- Trip with the ability to reset subject to the next auto-monitoring test cycle or repeatedly trip

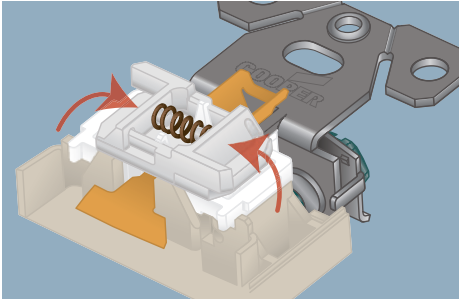
#### Arrow Hart GFCI

- Auto-monitoring function that allows periodic automatic testing of GFCI
- Automatic test initiates within **1 second** of power availability to the line or load terminals and repeats at least every **1.5 hours**
- If auto-monitoring detects a problem, GFCI will have power denial (trip with the inability to reset)
- Visual indicator will alert if there is a problem

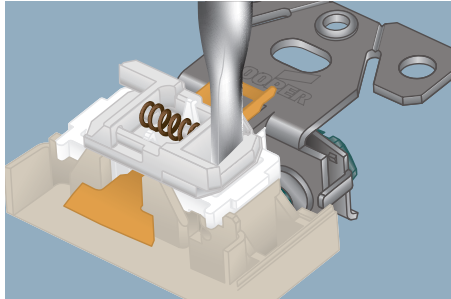
## Tamper resistant, weather resistant, and tamper & weather resistant receptacles

Tamper resistant (TR) receptacles feature a built-in UL listed safety shutter system that prevents the insertion of foreign objects into the receptacle openings. The safety shutters will only open when a two-bladed plug presses simultaneously against the two shutters. Weather resistant (WR) GFCIs feature corrosion resistant hardware and UV resistant materials designed to withstand the elements.

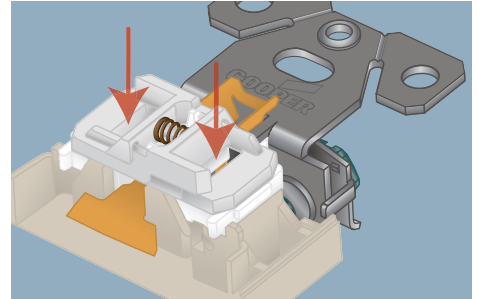
How the tamper resistant system works:



Shutters restrict access in closed position.




Insertion of object in any one side will not open shutters.



Insertion of two-bladed plug or grounding plug will open shutters.

## Tamper resistant receptacle marks, identifiers and standards



“TR” mold mark provides quick visual confirmation of tamper resistance when installed. Hospital Grade signified by green dot, having passed rigorous testing procedures.



“WR” identifier quickly indicates during inspections that a weather resistant receptacle has been installed.



Both the “TR” mold mark and “WR” identifier are clearly visible in the finished installation, indicating double-layer protection for maximum safety.



**Commercial locations 2014 NEC**  
**406.12 (B) guest rooms & guest suites**  
**406.12 (C) child care facilities**  
**517.18 (C) pediatric locations**

Receptacles located in these areas shall be listed under tamper resistant or employ a listed tamper resistant cover.



**Dwelling units**  
**2014 NEC - 406.12 (A)**

In all areas specified in 210.52 all 125-volt, 15- and 20-amp receptacles shall be listed tamper resistant receptacles.



**Damp or wet locations**  
**2014 NEC - 406.9**

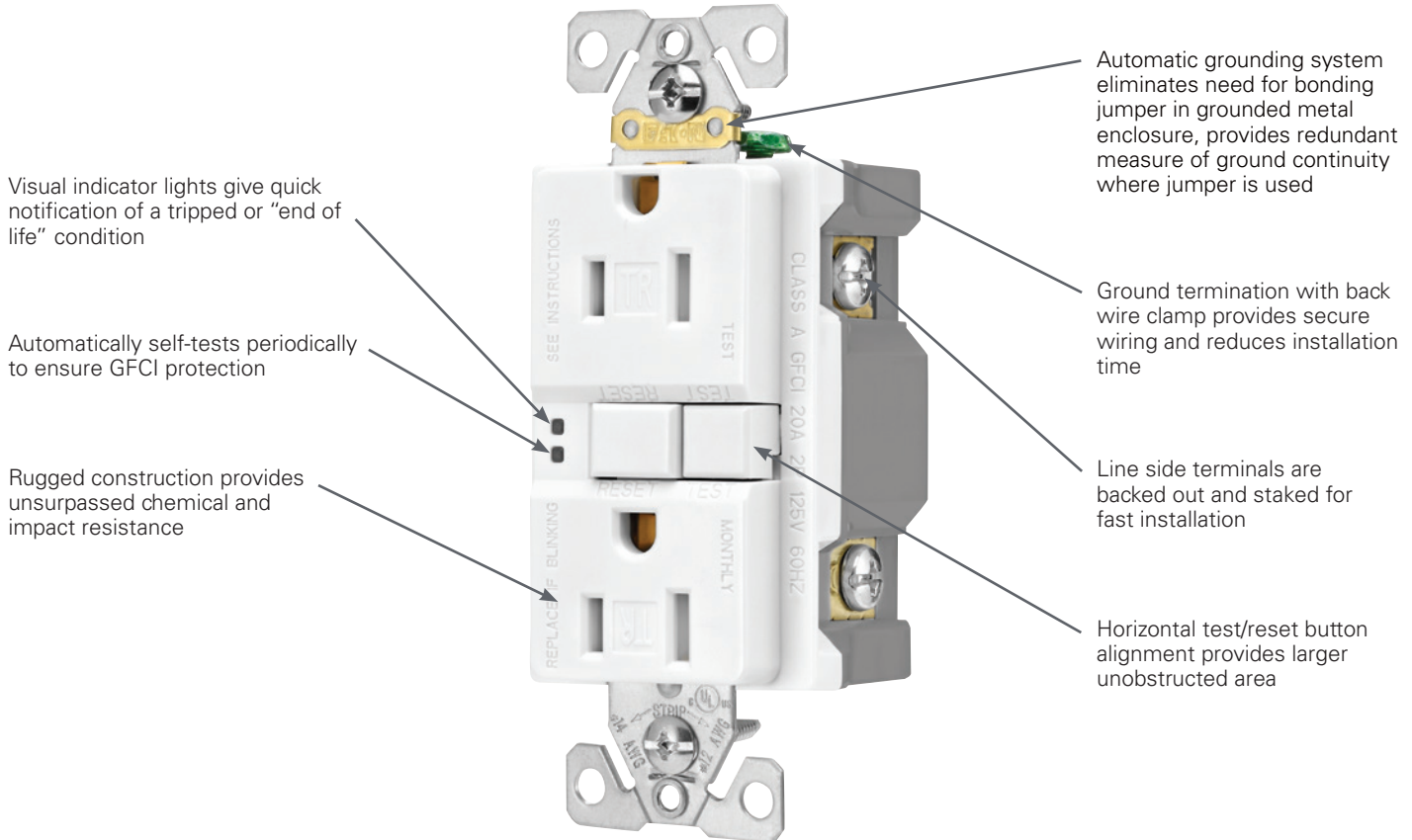
All 15- and 20-amp, 125- and 250-volt non-locking receptacles installed in wet or damp locations shall be weather resistant receptacles.

# Specification grade GFCIs

## GFCIs provide state-of-the-art, dependable electrical shock protection

In addition to being tested to the highest standards to help ensure safety, Arrow Hart GFCIs will deny power and prevent re-setting if the device is no longer able to provide safe, protected power

### Ground fault circuit interrupter features & benefits



### Additional features & benefits

- Meets and exceeds 10 kA short circuit testing and underwriters laboratories (UL) 2006 UL943 safety standards
- Performs periodic self tests to ensure integrity of GFCI protection if no ground-fault protection is detected, the device will trip, will not reset and the status indicator light will glow amber
- Tapered back wire openings handle multiple wire sizes and types for applications up to #10 AWG solid or stranded wire
- When downstream receptacles are wired from load side, a 20 amp feed-through rating offers full protection
- Test and reset buttons are color matched to provide superior aesthetics
- Longer, wider "bridge" strap provides 40% more contact area with wallboard, virtually eliminating floating installations
- Exclusive built-in wire stripper provides fast stripping of wire without tools
- Line-load miswiring protection: GFCIs will not provide power downstream when wired incorrectly
- Tri-combo head terminal and mounting screws

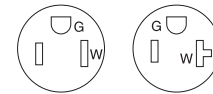


# Specification grade GFCIs

## Specification grade tamper resistant ground fault circuit interrupter receptacles

### Product description

2-pole, 3-wire grounding  
15A, 125V/AC; 20A, 125V/AC,  
NEMA 5-15, 5-20



5-15R      5-20R



TRSGF15\_MOD



WRSGF15



TRSGFNL15

### Tamper resistant specification grade GFCIs



Rating		NEMA	Description	Color suffix	Catalog no.	▶▶	USA
A	V/AC						
15	125	5-15R	Duplex GFCI, back & side wire	A, B, BK, GY, LA, V, W	□ TRSGF15__	•	
			Duplex GFCI, mid-size wallplate, back & side wire	A, LA, V, W	□ TRSGF15__-M		
			Duplex GFCI, back & side wire	B, BK, GY, LA, RD, V, W	□ TRSGF15F__	•	•
			Duplex GFCI with nightlight, back & side wire	A, BK, LA, V, W	□ TRSGFNL15__	•	
20	125	5-20R	Duplex GFCI, back & side wire	A, B, BK, GY, LA, RD, V, W	□ TRSGF20__	•	
			Duplex GFCI, back & side wire	B, BK, GY, LA, RD, V, W	□ TRSGF20F__	•	•
			Duplex GFCI with nightlight, back & side wire	A, BK, LA, V, W	□ TRSGFNL20__	•	

### Weather resistant specification grade GFCIs



Rating		NEMA	Description	Color suffix	Catalog no.	▶▶	USA
A	V/AC						
15	125	5-15R	Duplex GFCI, back & side wire	B, GY, V, W	□ WRSGF15__	•	
			Duplex GFCI, back & side wire	B, GY, V, W	□ WRSGF15F__	•	•
20	125	5-20R	Duplex GFCI, back & side wire	B, BK, GY, V, W	□ WRSGF20__	•	
			Duplex GFCI, back & side wire	B, GY, V, W	□ WRSGF20F__	•	•

### Tamper & weather resistant specification grade GFCIs



Rating		NEMA	Description	Color suffix	Catalog no.	▶▶	USA
A	V/AC						
15	125	5-15R	Duplex GFCI, back & side wire	B, GY, LA, V, W	□ TWRSGF15__	•	
			Duplex GFCI, back & side wire	B, GY, LA, V, W	□ TWRSGF15F__	•	•
20	125	5-20R	Duplex GFCI, back & side wire	B, GY, LA, V, W	□ TWRSGF20__	•	
			Duplex GFCI, back & side wire	B, GY, LA, V, W	□ TWRSGF20F__	•	•

Includes standard size unbreakable wallplate unless otherwise noted  
Consult factory customer service representative for additional packaging options

### Color ordering information:

For ordering devices, include Catalog no. followed by the Color suffix: A (Almond), B (Brown), BK (Black), GY (Gray), LA (Light Almond), RD (Red), V (Ivory), W (White)

A	B	BK	GY	LA	RD	V	W
(Almond)	(Brown)	(Black)	(Gray)	(Lt. Almond)	(Red)	(Ivory)	(White)

▶▶ ArrowLink option available. Add "MOD" suffix to standard catalog number (example VGF15W, VGF15WMOD). For ordering information on ArrowLink & ArrowLink SPD connectors

USA Indicates NAFTA compliant



Tamper resistant



Weather resistant



Tamper & weather resistant

Specification information: Pages 9 & 10

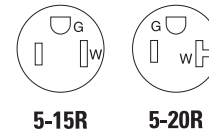
Compliances, specifications and availability are subject to change without notice.

# Specification grade GFCl

## Specification grade ground fault circuit interrupter receptacles

### Product description

2-pole, 3-wire grounding  
15A, 125V/AC; 20A, 125V/AC  
NEMA 5-15, 5-20



SGF15





SGFS15



SGFD20

### Specification grade GFCl

Rating	A	V/AC	NEMA	Description	Color suffix	Catalog no.	 
15	125	5-15R	Duplex GFCI, back & side wire	A, B, BK, GY, LA, V, W	<input type="checkbox"/> SGF15__	•	
			Duplex GFCI, mid-size wallplate, back & side wire	A, LA, V, W	<input type="checkbox"/> SGF15__-M		
			Duplex GFCI, back & side wire	B, BK, GY, LA, RD, V, W	<input type="checkbox"/> SGF15F__	• •	
20	125	5-20R	Duplex GFCI, back & side wire	A, B, BK, GY, LA, RD, V, W	<input type="checkbox"/> SGF20__	•	
			Duplex GFCI, back & side wire	B, BK, GY, LA, RD, V, W	<input type="checkbox"/> SGF20F__	• •	

Includes standard size unbreakable wallplate unless otherwise noted  
Consult factory customer service representative for additional packaging options


### Specification grade combination GFCI receptacle & switch

Rating	A	V/AC	NEMA	Description	Color suffix	Catalog no.
15	125	5-15R		GFCI receptacle with feed-through single-pole switch (rated 1800W @ 120V/AC, 60Hz)	A, LA, V, W	<input type="checkbox"/> SGFS15__-MSP

### Specification grade blank face GFCI

Rating	A	V/AC	Description	Color suffix	Catalog no.
20	125		Blank face (dead front) GFCI, rated as 1.5HP motor control switch, back & side wire	A, BK, LA, V, W	<input type="checkbox"/> SGFD20__

### Accessories for GFCl

Description	Color suffix	Catalog no.	
GFCI 7/8" extension ring, cULus Listed	BLK, LA, V, W	<input type="checkbox"/> GFER__	
Metal self-closing horizontal 1-gang weather protective cover, decorator opening		<input type="checkbox"/> S1966	•
While-in-use metal weather protective standard depth 1-gang cover, vertical mount		<input type="checkbox"/> WIUMV-1	•



GFER



S1966



WIUMV-1




WIUMH-1

### Color ordering information:

For ordering devices, include Catalog no. followed by the Color suffix: A (Almond), B (Brown), BK (Black), GY (Gray), LA (Light Almond), RD (Red), V (Ivory), W (White)

<b>A</b>	<b>B</b>	<b>BK</b>	<b>GY</b>	<b>LA</b>	<b>RD</b>	<b>V</b>	<b>W</b>
(Almond)	(Brown)	(Black)	(Gray)	(Lt. Almond)	(Red)	(Ivory)	(White)

 ArrowLink option available. Add "MOD" suffix to standard catalog number (example VGF15W, VGF15WMOD). For ordering information on ArrowLink & ArrowLink SPD connectors

 Indicates NAFTA compliant

 Tamper resistant

**Specification information:** Page 9 & 10

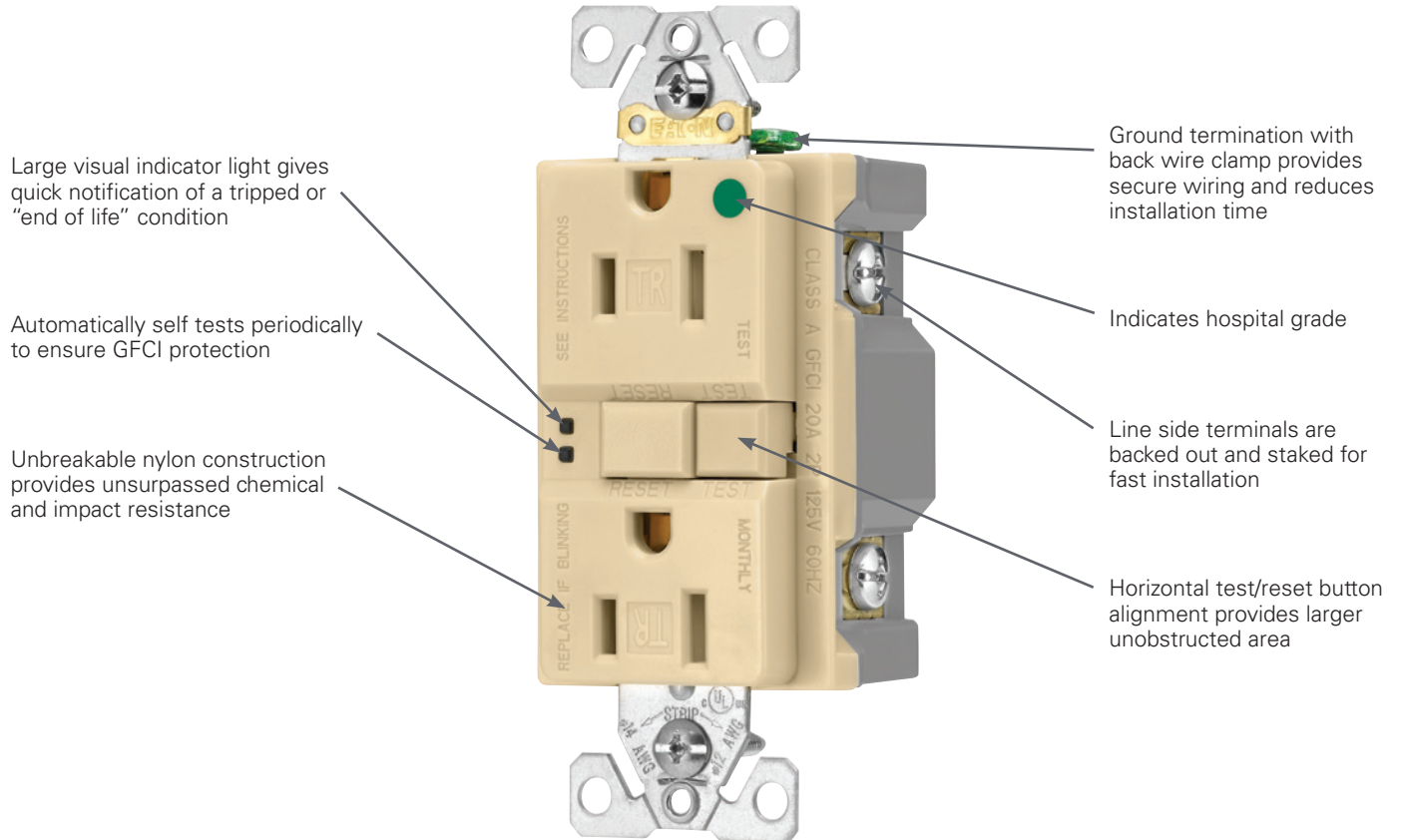
**Compliances, specifications and availability are subject to change without notice.**

# Hospital grade GFCIs

## Hospital grade protection devices

Arrow Hart's line of hospital grade GFCIs provide protection for both people and sensitive equipment

## Ground fault circuit interrupter features & benefits



### Additional features & benefits

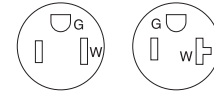
- Meets and exceeds 10 kA short circuit testing and underwriters laboratories (UL) 2006 UL943 safety standards
- Performs periodic self tests to ensure integrity of GFCI protection if no ground-fault protection is detected, the device will trip, will not reset and the status indicator light will glow amber
- Tapered back wire openings handle multiple wire sizes and types for applications up to #10 AWG solid or stranded wire
- When downstream receptacles are wired from load side, a 20 amp feed-through rating offers full protection
- Test and reset buttons are color matched to provide superior aesthetics
- Longer, wider "bridge" strap provides 40% more contact area with wallboard, virtually eliminating floating installations
- Exclusive built-in wire stripper provides fast stripping of wire without tools
- Line-load miswiring protection: GFCIs will not provide power downstream when wired incorrectly
- Tri-combo head terminal and mounting screws

# Hospital grade GFCIs

## Hospital grade ground fault circuit interrupter receptacles

### Product description

2-pole, 3-wire grounding  
15A, 125V/AC; 20A, 125V/AC  
NEMA 5-15, 5-20



5-15R

5-20R

### Tamper resistant hospital grade GFCIs



Rating							
A	V/AC	NEMA	Description	Color suffix	Catalog no.	▶▶	
15	125	5-15R	Hospital GFCI, back & side wire	B, LA, RD, V, W	□ TRSGFH15__	•	
			Hospital GFCI, back & side wire	B, GY, LA, RD, V, W	□ TRSGFH15F__	• •	
20	125	5-20R	Hospital GFCI, back & side wire	B, GY, RD, V, W	□ TRSGFH20__	•	
			Hospital GFCI, back & side wire	B, GY, LA, RD, V, W	□ TRSGFH20F__	• •	

Includes standard size unbreakable wallplate

### Hospital grade GFCIs



Rating							
A	V/AC	NEMA	Description	Color suffix	Catalog no.	▶▶	
15	125	5-15R	Hospital GFCI, back & side wire	B, GY, LA, RD, V, W	□ SGFH15__	•	
			Hospital GFCI, back & side wire	B, GY, LA, RD, V, W	□ SGFH15F__	• •	
20	125	5-20R	Hospital GFCI, back & side wire	B, GY, LA, RD, V, W	□ SGFH20__	•	
			Hospital GFCI, back & side wire	B, GY, LA, RD, V, W	□ SGFH20F__	• •	

Includes standard size unbreakable wallplate



TRSGFH15



SGFH15



SGFH20\_MOD

### Color ordering information:

For ordering devices, include Catalog no. followed by the Color suffix: A (Almond), B (Brown), BK (Black), GY (Gray), LA (Light Almond), RD (Red), V (Ivory), W (White)

A	B	BK	GY	LA	RD	V	W
(Almond)	(Brown)	(Black)	(Gray)	(Lt. Almond)	(Red)	(Ivory)	(White)

▶▶ ArrowLink option available. Add "MOD" suffix to standard catalog number (example VGF15W, VGF15WMOD). For ordering information on ArrowLink & ArrowLink SPD connectors

Indicates NAFTA compliant

Tamper resistant

Specification information: Page 11

Compliances, specifications and availability are subject to change without notice.



# Specification grade GFCIs specification & performance data

## Specification grade ground fault circuit interrupter receptacles

### Product description

2-pole, 3-wire grounding  
15A, 125V/AC; 20A, 125V/AC  
NEMA 5-15, 5-20

Device type	Specification grade tamper resistant & weather resistant duplex GFCI 15A & 20A: TRSGF, TRSGF_F, WRSGF, TWRSGF series
<b>Wiring type</b>	Back & side wire
<b>Testing &amp; code compliance</b>	<ul style="list-style-type: none"> <li>cULus Listed to UL498 and UL943, file no. E60120</li> <li>Meets all UL943 (GFCI), UL498 (receptacles) and applicable CSA requirements</li> <li>NOM certified</li> </ul>
<b>Environmental specifications</b>	<b>Flammability:</b> Meets UL94 requirements; V2 rated <b>Temperature rating:</b> -35°C to 66°C (-31°F to 150.8°F)
<b>Electrical specifications</b>	<b>Dielectric voltage:</b> Withstands 2000V per UL498 <b>Current interrupting:</b> Yes, at full-rated current <b>Temperature rise:</b> max. 30°C (86°F) after 100 cycles of overload @ 150% of rated current (DC) <b>Trip time:</b> 0.025 seconds (Class A) <b>Frequency:</b> 60 Hz; Voltage: 125V; Amperage: 15A/20A 20A feed through <b>Short circuit testing:</b> Meets and exceeds 10 kA <b>Maximum interrupting capacity:</b> 20 Amps
<b>Mechanical specifications</b>	<b>Terminal accommodation:</b> #14 - #10 AWG <b>Voltage ratings:</b> Permanently marked on device
<b>Materials</b>	<b>Top housing:</b> Polypropylene (Spec grade tamper resistant); Nylon (Dead front, hospital grade, weather resistant, tamper & weather resistant) <b>Bottom housing:</b> PVC <b>Strap:</b> 0.040" thick steel, zinc plated; WR & TWR: nickel-plated <b>Line contacts:</b> 0.030" thick brass <b>Terminal &amp; ground screws:</b> Terminal: brass/nickel-plated steel; WR & TWR brass/nickel-plated stainless steel; Ground: ground screw green on all models, WR and TWR stainless steel <b>Terminal clamps:</b> Brass-plated steel; WR & TWR nickel-plated steel

Device type	Specification grade GFCI 15A & 20A: SGF and SGF_F series
<b>Wiring type</b>	Back & side wire
<b>Testing &amp; code compliance</b>	<ul style="list-style-type: none"> <li>cULus Listed to UL498 and UL943, file no. E60120</li> <li>Meets all UL943 (GFCI), UL498 (receptacles) and applicable CSA requirements</li> <li>NOM certified</li> </ul>
<b>Environmental specifications</b>	<b>Flammability:</b> Meets UL94 requirements; V2 rated <b>Temperature rating:</b> -35°C to 66°C (-31°F to 150.8°F)
<b>Electrical specifications</b>	<b>Dielectric voltage:</b> Voltage: withstands 2000V per UL498 <b>Current interrupting:</b> Yes, at full-rated current <b>Temperature rise:</b> Max. 30°C (86°F) after 100 cycles of overload @ 150% of rated current (DC) <b>Trip time:</b> 0.025 seconds (Class A) <b>Frequency:</b> 60 Hz; Voltage: 125V; Amperage: 15A/20A 20A feed through <b>Short circuit testing:</b> Meets and exceeds 10 kA <b>Maximum interrupting capacity:</b> 20 Amps
<b>Mechanical specifications</b>	<b>Terminal accommodation:</b> #14 - #10 AWG <b>Voltage ratings:</b> Permanently marked on device
<b>Materials</b>	<b>Top housing:</b> Polypropylene (Spec grade tamper resistant); Nylon (Dead front, hospital grade, weather resistant, tamper & weather resistant) <b>Bottom housing:</b> PVC <b>Strap:</b> 0.040" thick steel, zinc plated <b>Line contacts:</b> 0.030" thick brass <b>Terminal &amp; ground screws:</b> #8-32 steel, brass plated; neutral screw nickel plated, ground screw green <b>Terminal clamps:</b> 0.070" thick steel

Compliances, specifications and availability are subject to change without notice.

# Specification grade GFCIs specification & performance data

## Specification grade ground fault circuit interrupters

### Product description

2-pole, 3-wire grounding  
15A, 125V/AC; 20A, 125V/AC  
NEMA 5-15, 5-20

Device type	Specification grade GFCI w/ nightlight, TRSGFNL_
<b>Wiring type</b>	Back & side wire
<b>Testing &amp; code compliance</b>	<ul style="list-style-type: none"> <li>cULus Listed to UL498 and UL943, file no. E60120</li> <li>Meets all UL943 (GFCI), UL498 (receptacles) and applicable CSA requirements</li> </ul>
<b>Environmental specifications</b>	<b>Flammability:</b> Meets UL94 requirements; V2 rated <b>Temperature rating:</b> -35°C to 66°C (-31°F to 150.8°F)
<b>Electrical specifications</b>	<b>Dielectric voltage:</b> Voltage: withstands 2000V per UL498 <b>Current interrupting:</b> Yes, at full-rated current <b>Temperature rise:</b> Max. 30°C (86°F) after 100 cycles of overload @ 150% of rated current (DC) <b>Trip time:</b> 0.025 seconds (Class A) <b>Frequency:</b> 60 Hz; Voltage: 125V; Amperage: 15A/20A 20A feed through <b>Short circuit testing:</b> Meets and exceeds 10 kA <b>Maximum interrupting capacity:</b> 20 Amps
<b>Mechanical specifications</b>	<b>Base device terminal accommodation:</b> #14 - #10 AWG <b>Voltage ratings:</b> Permanently marked on device
<b>Materials</b>	<b>Top housing:</b> Polypropylene <b>Lens:</b> Thermoplastic, PC <b>Bottom housing:</b> Polycarbonate <b>Strap:</b> 0.047" thick steel, zinc plated <b>Line contacts:</b> 0.030" thick brass <b>Terminal &amp; ground screws:</b> #8-32 steel, brass plated; neutral screw #8-32 steel, zinc plated, ground screw green <b>Illumination:</b> 4 LED's, 140 Max lumens output, 1Fc @ 0.9 ft. 50,000 hours lamp life

## Specification grade ground fault circuit interrupters

### Product description

2-pole, 3-wire grounding  
Combo: 15A, 125V/AC receptacle: 15A, 120V/AC switch  
Blank face: 20A, 125V/AC

Device type	Specification grade combination GFCI Receptacle & switch, 15A: SGFS15, ___-MSP	Specification grade blank face GFCI, 20A: SGFD20 series
<b>Wiring type</b>	Back & side wire	Back & side wire
<b>Testing &amp; code compliance</b>	<ul style="list-style-type: none"> <li>cULus Listed to UL498 and UL943, file no. E60120</li> <li>Meets all UL943 (GFCI), UL498 (receptacles), UL20 (switch) and applicable CSA requirements</li> <li>NOM certified</li> </ul>	<ul style="list-style-type: none"> <li>cULus Listed to UL498 and UL943, file no. E60120</li> <li>Meets all UL943 (GFCI), UL498 (receptacles), UL508 (motor control) and applicable CSA requirements</li> <li>NOM certified</li> </ul>
<b>Environmental specifications</b>	<b>Flammability:</b> Meets UL94 requirements; V2 rated <b>Temperature rating:</b> -35°C to 66°C (-40°F to 150.8°F)	<b>Flammability:</b> Meets UL94 requirements; V2 rated <b>Temperature rating:</b> -35°C to 66°C (-40°F to 150.8°F)
<b>Electrical specifications</b>	<b>Dielectric voltage:</b> Withstands 2000V per UL498 <b>Current interrupting:</b> Yes, at full-rated current <b>Temperature rise:</b> Max. 30°C (86°F) after 100 cycles of overload @ 150% of rated current (DC) <b>Short circuit testing:</b> Meets and exceeds 10 kA	<b>Dielectric voltage:</b> Withstands 2000V per UL498 <b>Current interrupting:</b> Yes, at full-rated current <b>Temperature rise:</b> N/A <b>Short circuit testing:</b> Meets and exceeds 10 kA
<b>Mechanical specifications</b>	<b>Terminal accommodation:</b> #14 - #10 AWG <b>Voltage ratings:</b> Permanently marked on device <b>Horsepower ratings:</b> Switch rated for motor loads per UL20: 15A: @ 120V/AC = 1/2 HP, max. amps: 12 full-load amps	<b>Terminal accommodation:</b> #14 - #10 AWG <b>Voltage ratings:</b> Permanently marked on device <b>Horsepower ratings:</b> Rated for motor loads per UL508: 20A: @ 125V/AC = 1.5 HP, max. amps 20 full load amps
<b>Materials</b>	<b>Top housing:</b> Polypropylene <b>Bottom housing:</b> PVC <b>Strap:</b> 0.040" thick steel, zinc plated <b>Line contacts:</b> 0.030" thick brass <b>Terminal &amp; ground screws:</b> #8-32 steel, brass plated; neutral screw nickel plated, ground screw green <b>Terminal clamps:</b> 0.070" thick steel	<b>Top housing:</b> Nylon <b>Bottom housing:</b> PVC <b>Strap:</b> 0.040" thick steel, zinc plated <b>Line contacts:</b> N/A <b>Terminal &amp; ground screws:</b> #8-32 steel, brass plated; neutral screw nickel plated, ground screw green <b>Terminal clamps:</b> 0.070" thick steel


Compliances, specifications and availability are subject to change without notice.

# Hospital grade GFCIs specification & performance data

## Hospital specification grade ground fault circuit interrupter receptacles

### Product description

2-pole, 3-wire grounding  
15A, 125V/AC; 20A, 125V/AC  
NEMA 5-15, 5-20

Device type	Hospital grade tamper resistant duplex GFCI 15A & 20A: TRSGFH and TRSGFH_F series 	Hospital grade duplex GFCI 15A & 20A: SGFH series and SGFH_F
<b>Wiring type</b>	Back & side wire	Back & side wire
<b>Testing &amp; code compliance</b>	<ul style="list-style-type: none"> <li>cULus Listed to UL498 and UL943, file no. E60120</li> <li>Meets all UL943 (GFCI), UL498 (Receptacles), UL498 Hospital grade and applicable CSA requirements</li> <li>NOM certified</li> </ul>	<ul style="list-style-type: none"> <li>cULus Listed to UL498 and UL943, file no. E60120</li> <li>Meets all UL943 (GFCI), UL498 (Receptacles), UL498 Hospital grade and applicable CSA requirements</li> <li>NOM certified</li> </ul>
<b>Environmental specifications</b>	<b>Flammability:</b> Meets UL94 requirements; V2 rated <b>Temperature rating:</b> -35°C to 66°C (-31°F to 150.8°F)	<b>Flammability:</b> Meets UL94 requirements; V2 rated <b>Temperature rating:</b> -35°C to 66°C (-31°F to 150.8°F)
<b>Electrical specifications</b>	<b>Dielectric voltage:</b> Withstands 2000V per UL498 <b>Current interrupting:</b> Yes, at full-rated current <b>Temperature rise:</b> Max. 30°C (86°F) after 100 cycles of overload @ 150% of rated current (DC) <b>Trip time:</b> 0.025 seconds (Class A) <b>Frequency:</b> 60 Hz; voltage: 125V; amperage: 15A/20A 20A feed through <b>Short circuit testing:</b> Meets and exceeds 10 kA <b>Maximum interrupting capacity:</b> 20 amps	<b>Dielectric voltage:</b> Withstands 2000V per UL498 <b>Current interrupting:</b> Yes, at full-rated current <b>Temperature rise:</b> Max. 30°C (86°F) after 100 cycles of overload @ 150% of rated current (DC) <b>Trip time:</b> 0.025 seconds (Class A) <b>Frequency:</b> 60 Hz; voltage: 125V; amperage: 15A/20A 20A feed through <b>Short circuit testing:</b> Meets and exceeds 10 kA <b>Maximum interrupting capacity:</b> 20 amps
<b>Mechanical specifications</b>	<b>Terminal accommodation:</b> #14 - #10 AWG <b>Voltage rating:</b> Permanently marked on device	<b>Terminal accommodation:</b> #14 - #10 AWG <b>Voltage rating:</b> Permanently marked on device
<b>Materials</b>	<b>Top housing:</b> Nylon <b>Bottom housing:</b> Polycarbonate <b>Strap:</b> 0.047" thick steel, zinc plated <b>Line contacts:</b> 0.030" thick brass <b>Terminal &amp; ground screws:</b> #8-32 steel, brass plated; neutral screw nickel plated, ground screw green <b>Terminal clamps:</b> 0.070" thick steel	<b>Top housing:</b> Nylon <b>Bottom housing:</b> Polycarbonate <b>Strap:</b> 0.047" thick steel, zinc plated <b>Line contacts:</b> 0.030" thick brass <b>Terminal &amp; ground screws:</b> #8-32 steel, brass plated; neutral screw nickel plated, ground screw green <b>Terminal clamps:</b> 0.070" thick steel

Compliances, specifications and availability are subject to change without notice.



Visit our website:  
[www.Arrowhart.com](http://www.Arrowhart.com)

Electrical Sector  
203 Cooper Circle  
Peachtree City, GA 30269  
United States  
Eaton.com  
Cooperwiringdevices.com

Electrical Sector  
Canada Operations  
5925 McLaughlin Road  
Mississauga, Ontario, L5R 1B8  
Canada  
EatonCanada.ca  
Cooperwiringdevices.com

Electrical Sector  
Mexico Operations  
Carr. Tlalnepantla -  
Cuautitlán Km 17.8 s/n  
Col. Villa Jardín esq.  
Cerrada 8 de Mayo  
Cuautitlán, México CP 54800  
México  
Eaton.mx  
Cooperwiringdevices.com

**Eaton**  
1000 Eaton Boulevard  
Cleveland, OH 44122  
United States  
Eaton.com

© 2015 Eaton  
All Rights Reserved  
Printed in USA  
Publication No. BR610004EN.V2  
August 2015

Eaton is a registered trademark.  
All other trademarks are property  
of their respective owners.